

Configure Beekeeper for Single Sign-On


Configuring Beekeeper for single sign-on (SSO) enables administrators to manage users of Citrix ADC. Users can securely log on to Beekeeper by using the enterprise credentials.

Prerequisite

Browser Requirements: Internet Explorer 11 and above

To configure Beekeeper for SSO by using SAML:


1. In a browser, type <https://start.beekeeper.io/login> and press **Enter**.
2. Type your **Company ID** and click **Continue**.




The screenshot shows the Beekeeper login interface. At the top, there is a teal header with the Beekeeper logo (a white cube) and the word "BEEKEEPER" in white capital letters. Below the header, the text "Enter your **Company ID** below." is centered. Underneath this text is a white text input field with a light blue border, containing a blurred company ID. Below the input field is a teal button with the word "Continue" in white. At the bottom of the form is a white button with a light blue border and the text "Help Me Find My Company" in light blue.

Note: The Company ID is provided by the BeeKeeper support team after sign up.

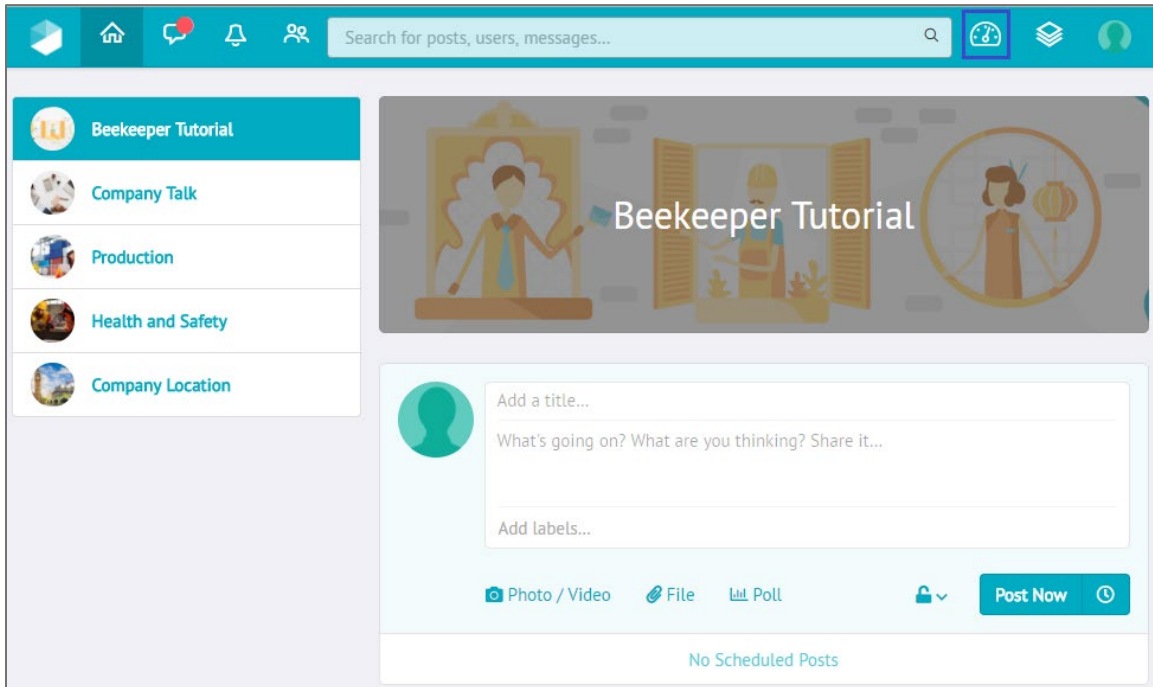
3. Click **Log In**.



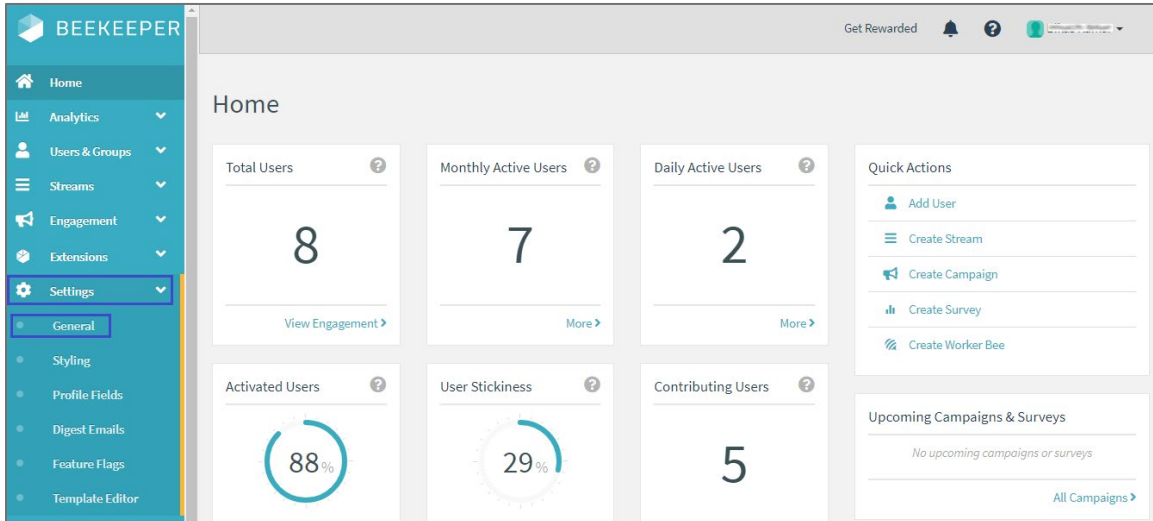
4. Type your Beekeeper admin account credentials (**Email** and **Password**) and click **Log In**.



5. Click the dashboard icon in the top-right corner.



6. In the dashboard page, click **Settings > General** from the left pane.



- In the **General Settings** page, scroll down and enter the values for the following fields under **Single Sign-On**:

Required Information	Description
Enable Single Sign-On	Click the SAML Single Sign-On and Password based login radio button.
SSO Login Button Title	NetScaler
SAML Metadata	Copy and paste the IdP metadata. Note: The IdP metadata is provided by Citrix and can be accessed from the link below. The link is displayed while configuring SSO settings for your app. <a href="https://gateway.cloud.com/idp/saml/<citrixcloudcust id>/<app id>/idp_metadata.xml">https://gateway.cloud.com/idp/saml/<citrixcloudcust id>/<app id>/idp_metadata.xml

Single Sign-On

Enable Single Sign-On

Disabled (Password based login)
 SAML Single Sign-On
 SAML Single Sign-On and Password based login
 Legacy Single Sign-On (deprecated)

SSO Login Button Title

NetScaler

Define the title of the button users must click to login via SAML.

SAML Metadata

[Blurred SAML Metadata Content]

You will need to consult the documentation for your Identity Provider (IdP) on how to retrieve the metadata. Once retrieved copy here to enable SAML Sign-On.

The Beekeeper SAML metadata can be found under:
<https://i.beekeeper.io/saml/sso/metadata.xml>

See our [SAML documentation](#) for more information.

[Save settings](#)

- Finally, click **Save settings**.